

BEFORE SUBMITTING YOUR WORK

1. Discuss with your faculty mentor the level of access appropriate for your project. Be sure to sign off on the paper access form with your mentor. **DO NOT** submit this form electronically in the body of your project.
2. The electronic version of your project should have a title page and abstract.

REMINDERS: Change "paper" to "project"; change "Honors Paper" to "project."

SUBMITTING YOUR PROJECT TO DIGITAL COMMONS @ URSINUS

Step 1: Create an account in Digital Commons @ Ursinus

- First, go to <http://digitalcommons.ursinus.edu/>
- Next, click on **My Account** near the top of the page.

DIGITAL COMMONS @ URSINUS

Home About FAQ **My Account**

Browse

Collections
Disciplines
Authors

Search

Enter search terms:

in this repository

Advanced Search
Notify me via email or [RSS](#)

Author Corner

Author FAQ
Submit Research

Flower Song 2

Woodblock print of flowers and birds, measuring 18x28 cm. Purchased from the Ursinus College Student Art Exhibition for the permanent Library collection.

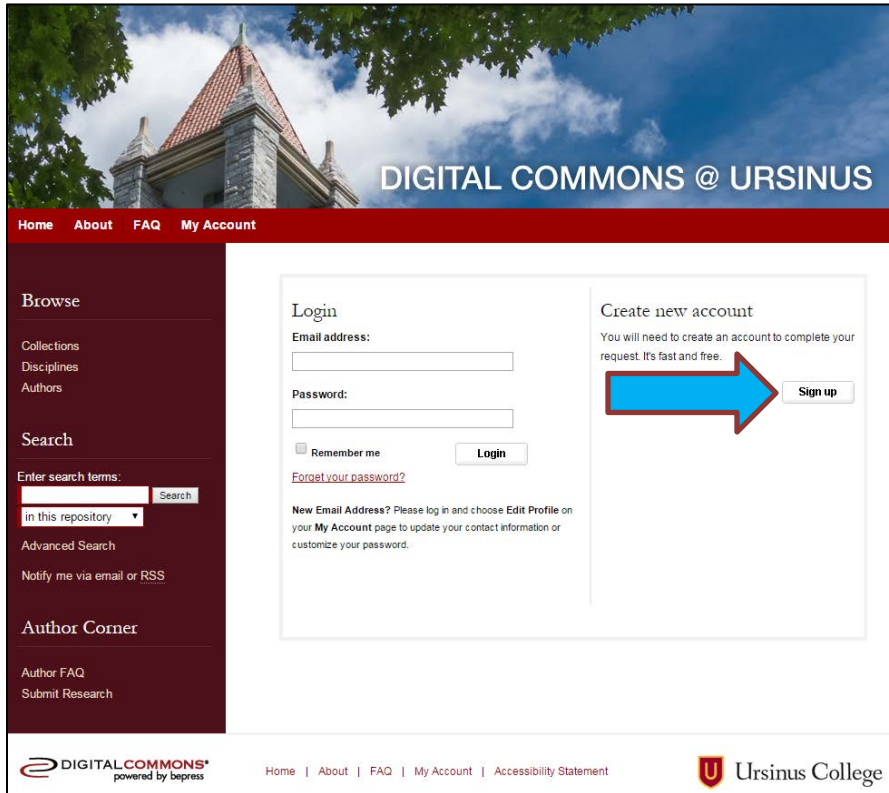
[Visit site](#)

Browse our Collections

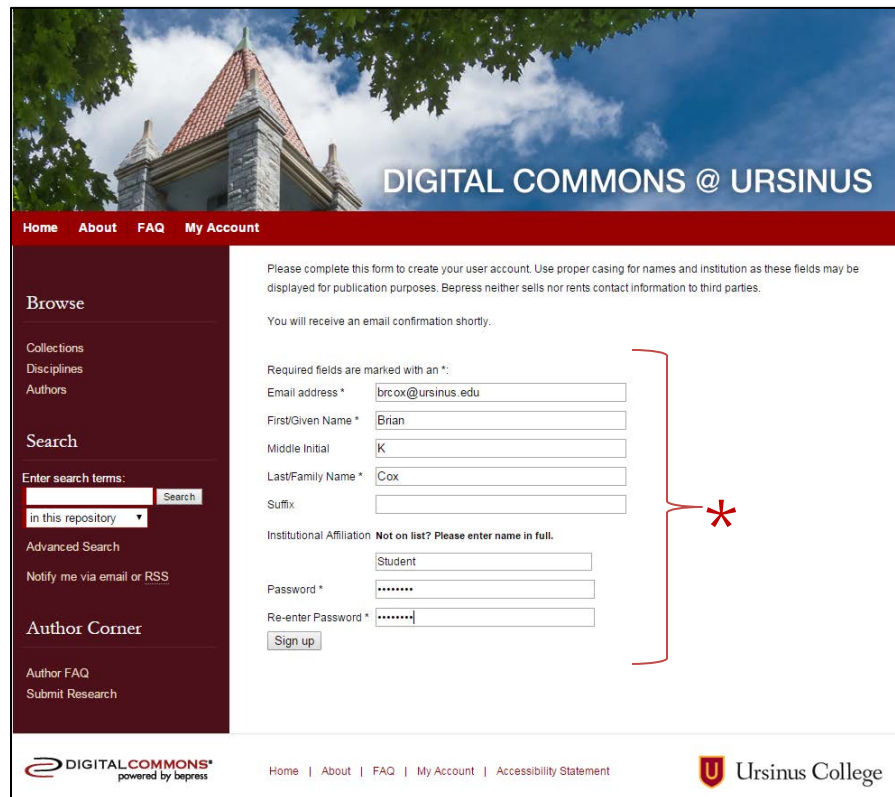
• [Research unit, center, or department](#)

The repository is a service of the Ursinus College libraries. Research and scholarly output included here has been selected and deposited by the individual university departments and centers on campus.

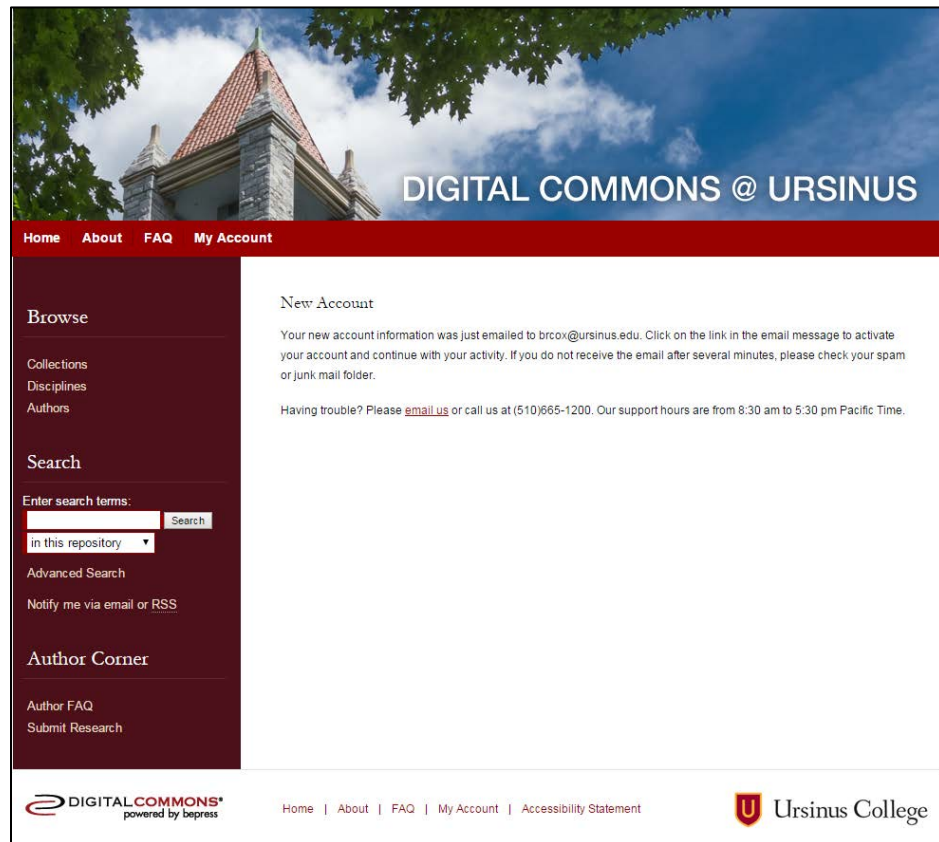
- c. Create an account by using the **Sign Up** button, or log in to an existing account.



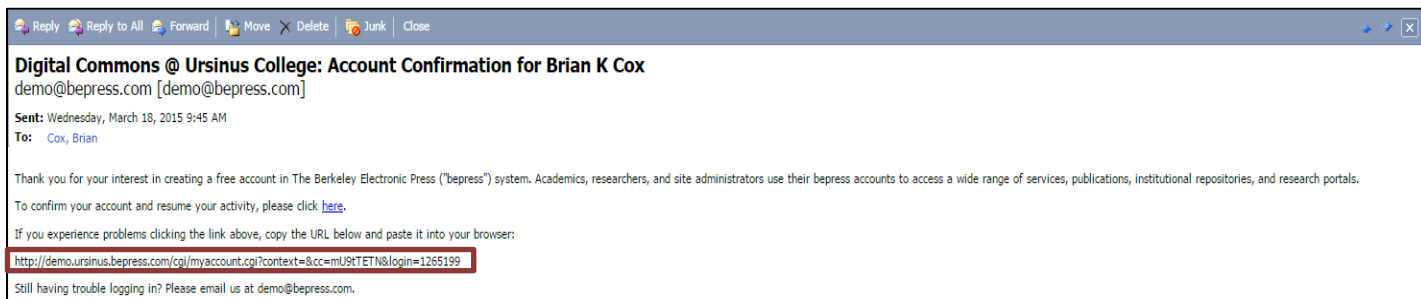
Fill out all of the fields and use your Ursinus email address. Make a password that you'll remember!



- d. After you click “Sign Up,” this page will appear directing you to check your email for confirmation of your new account.

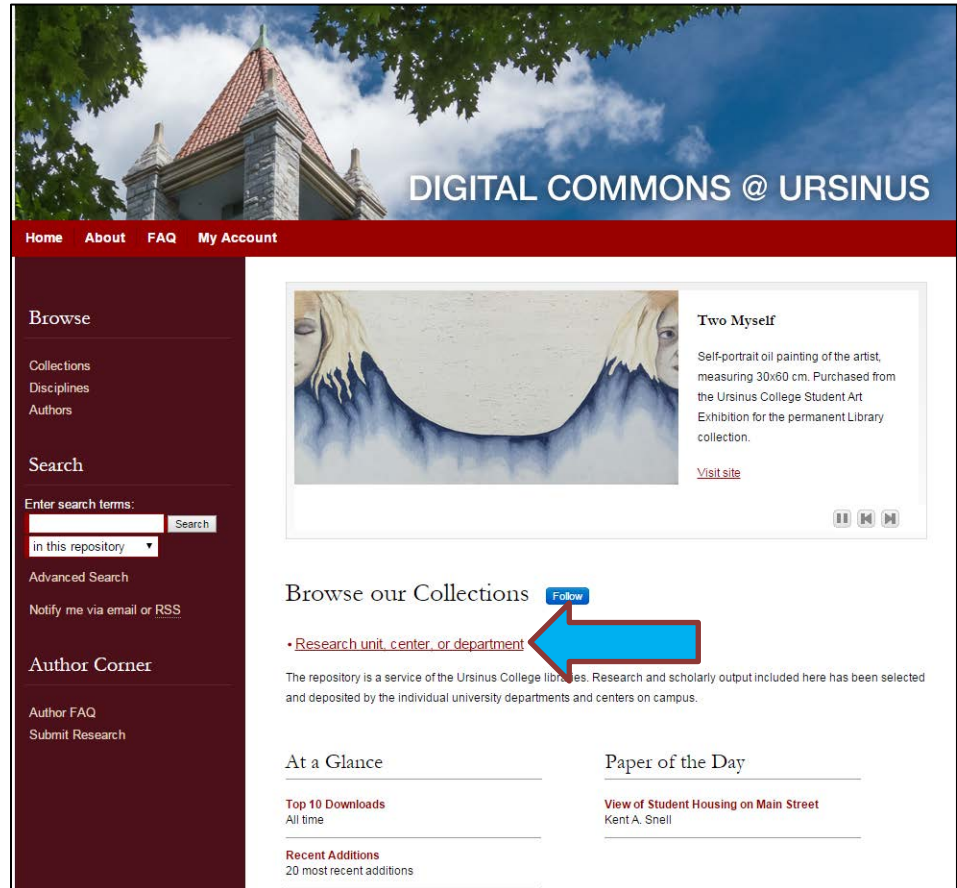


- e. Check the email account used to create your Digital Commons @ Ursinus account to confirm your registration. You will need to click on the attached link to verify and continue. The email should appear similar to this:



Step 2: Submitting your Project

- a. After creating your account, click “**Research unit, center, or department**” on the home page under “Browse our Collections” as shown:



Home About FAQ My Account

Browse

- Collections
- Disciplines
- Authors

Search

Enter search terms:
 Search

in this repository ▾

Advanced Search

Notify me via email or RSS

Author Corner

- Author FAQ
- Submit Research

Two Myself

Self-portrait oil painting of the artist, measuring 30x60 cm. Purchased from the Ursinus College Student Art Exhibition for the permanent Library collection.

[Visit site](#)

Browse our Collections [Follow](#)

- [Research unit, center, or department](#)

The repository is a service of the Ursinus College libraries. Research and scholarly output included here has been selected and deposited by the individual university departments and centers on campus.

At a Glance

- Top 10 Downloads**
All time
- Recent Additions**
20 most recent additions

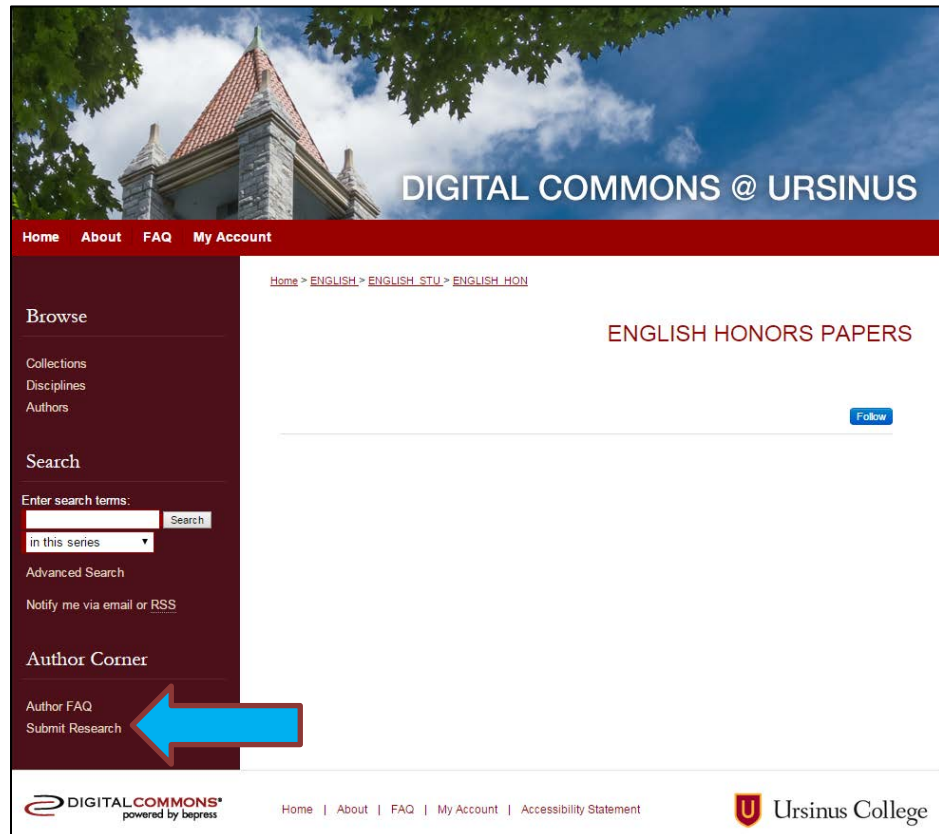
Paper of the Day

- View of Student Housing on Main Street**
Kent A. Snell

- b. Press the “Expand All” button to locate the Student Research section of your department.

The screenshot shows the Digital Commons @ Ursinus website. The header features a photograph of a building and the text "DIGITAL COMMONS @ URSINUS". Below the header is a navigation bar with links for Home, About, FAQ, and My Account. The main content area is titled "Browse by Research Unit, Center, or Department" and includes a note about content selection. A list of departments follows, with the "Expand All" button highlighted by a blue arrow. The departments listed are: American Studies Department, Anthropology and Sociology Department, Biochemistry and Molecular Biology Department, Biology Department, Business and Economics Department, Chemistry Department, East Asian Studies Department, Education Department, English Department, Environmental Studies Department, Faculty Monographs, Health and Exercise Physiology Department, History Department, Library, Mathematics and Computer Science Department, Media and Communication Studies Department, Modern Languages Department, Music Department, Neuroscience Department, Philosophy and Religious Studies Department, Physics and Astronomy Department, Politics and International Relations Department, Psychology Department, Staff, and Theater and Dance Department.

- c. Click on the appropriate location for which you are receiving Honors. For example, 'English Honors Papers' as pictured above. Note: If you are receiving Honors in more than one department, just choose the primary one. During the submission process you can indicate the additional department so your paper will be archived in both places.
- d. Next, click **Submit Research** under "Author Corner" on the bottom left side of the page.



- e. You will be directed to the **Submission Agreement** page. Read the Agreement carefully, check the box at the bottom of the page (indicating that you agree with the conditions) and click **Continue**.

Submission Agreement

Follow the instructions below to submit to *English Honors Papers*. You will be notified shortly regarding the suitability of your submission for the series.

Before submitting, please read all relevant policies and/or submission guidelines.

The submission process consists of the following steps:

1. Read and accept the Submission Agreement below
2. Provide information about yourself and your paper
3. Upload your electronic file, if any, and associated files

Before you begin, please be sure you have the following items:

- The submission's title
- The abstract (up to 250 words)
- A list of keywords (6 maximum)
- The electronic format of your file, or hyperlink to your file, if any

Submission Agreement for *English Honors Papers*

By checking the box below, I grant *English Honors Papers* on behalf of Ursinus College the non-exclusive right to distribute my submission ("the Work") over the Internet and make it part of the Digital Commons @ Ursinus College.

I warrant as follows:

1. that I have the full power and authority to make this agreement;
2. that the Work is original, does not infringe any copyright, nor violate any proprietary rights, nor contain any libelous matter, nor invade the privacy of any person or third party;
3. that I have obtained necessary permissions for any material contained in the Work owned by another party for which my use exceeds the concept of fair use; and
4. that Ursinus College may, without changing the content, convert the Work to any medium or format necessary for the purpose of long-term preservation.

NOTE: It is suggested that you print this page for your records.

Please check this if you agree to the above terms.

- f. After agreeing, you will be taken to the main submission page with fillable fields (some fields are optional):

The screenshot shows a web form with four main sections:

- Title:** A text input field with a red underline. Below it, instructions state: "Please enter the title using Headline Capitalization. It should be entered exactly as it appears in the manuscript of your Honors Paper. Capitalize all nouns, pronouns and verbs, and all other words of four or more letters." Below the instructions is a text input field labeled "Honors Paper Title".
- Author:** A section with a red underline. Below it, instructions state: "No action is required in this field. You may make changes if needed by clicking the pencil button." Below the instructions is a search input field labeled "Search For An Author Using: Last Name, First Name, or Institution". Below the search field is a list of search results, with the first one selected: "1 (brcox@ursinus.edu) Brian K Cox, Ursinus College". There are icons for edit and delete next to the result, and a green plus icon to add more.
- Submission Date:** A section with a red underline. Below it, instructions state: "Enter today's date." Below the instructions is a date selection interface with dropdown menus for "Season", "Month", "Day", and "Year".
- Department:** A section with a red underline. Below it, instructions state: "Choose the department in which you will be receiving Honors. If receiving Honors in more than one department, enter the primary department here and the second department in the field below." Below the instructions is a dropdown menu labeled "Department:" with the option "<-Please Select Department->".

Fill out all required fields, or the submission will not be accepted!!

FIELDS LISTED:

1. **Title** (capitalize all nouns, pronouns, verbs, and all words of four or more letters)
2. **Author** (This will already be completed for you; you may make changes if needed)
3. **Submission Date** (Enter today's date)
4. **Department(s)** (From the drop-down menu, select the primary department in which you are receiving Honors. Add an additional department if needed in the field below)
5. **Advisor(s)** (Enter the name(s) of your project advisor(s), followed by committee members and the Department Chair)
6. **Keywords** (Up to six words, to help make your paper more discoverable via search engines)
7. **Subject Categories** (Choose the academic discipline(s) that represent your work. General categories will be pre-selected – you may drill down to more specific categories from those available)
8. **Abstract** (You may copy and paste the abstract from your paper)
9. **Comments** (This can be used for reporting any other required information about your research, such as a source of grant funding)

- g. **Upload full text** of your document (use the browse button to find the paper on your computer). Be sure the title page and abstract are included in the body of the paper.

REQUIRED Upload Full Text

To locate your file: Click the **Browse** button to locate your manuscript on your computer.

Full text of submission:

- Upload file from your computer
- Import file from remote site
- Link out to file on remote site

Additional Files

Please check this box to attach additional files.

This may take a while. Please only click once.

- h. **Attach any additional files** (slides, audio, video, data sets) if needed, by checking the box

REQUIRED Upload Full Text

To locate your file: Click the **Browse** button to locate your manuscript on your computer.

Full text of submission:

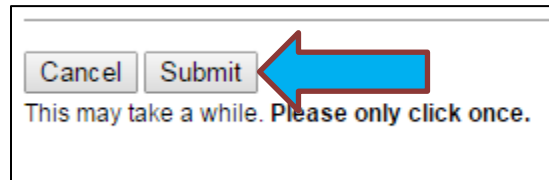
- Upload file from your computer
- Import file from remote site
- Link out to file on remote site

Additional Files

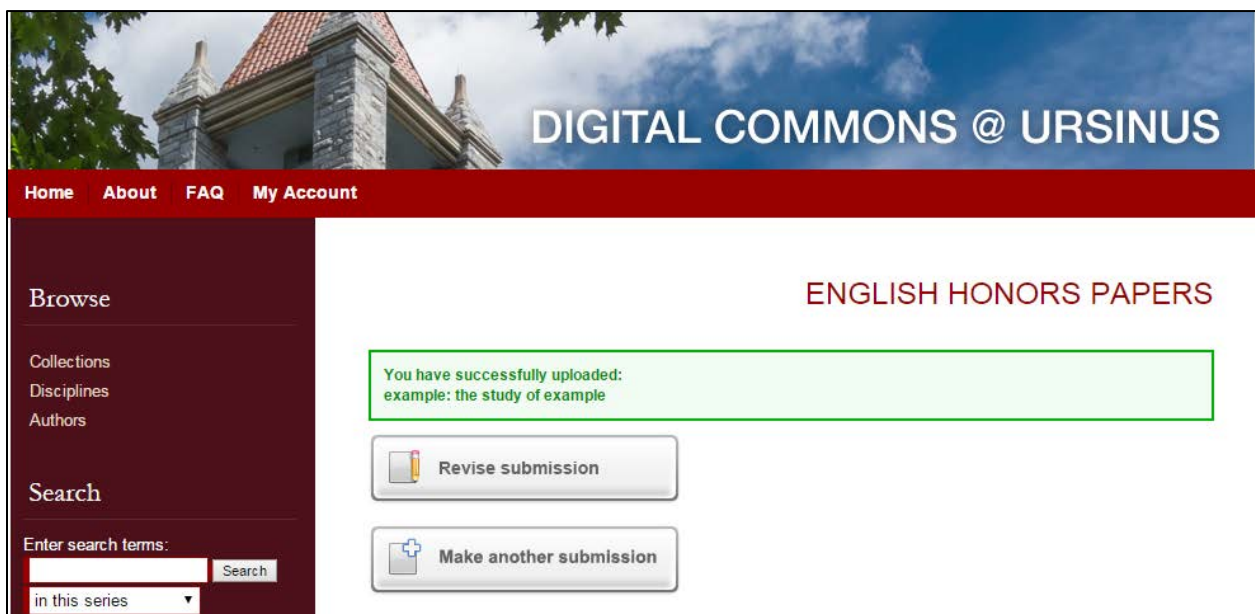
Please check this box to attach additional files.

This may take a while. Please only click once.

- i. **Press Submit** to upload your document and any additional files (this could take a few minutes depending on the file size)



- j. **You will see a new page confirming your successful upload**
- k. You may revise your submission if needed or click **My Account** to log off.



- i. You will receive notification via email when your submission is approved.

If you have any questions regarding this process, please contact:

Andy Prock, Scholarly Communications & Metadata Librarian at aprock@ursinus.edu